




A & A BOLTLESS RACK AND SHELVING

Open to the Public! Come see what we have in storage for you!



150K SF building, fully racked, designed and permitted for oversized pallets. Highly complex product placement, product classification, complete with emergency egress lighting.

Business Hours

M-F: 8:30am-5pm

Sat: BY APPOINTMENT

TEL: 626-454-1500

FAX: 909-923-6621

CALL US TOLL FREE


866-444-RACK

WWW.AARACK.COM

ABOUT US

A&A Boltless Rack & Shelving has been family owned and operated for over 35 years! We've built strong relationships based on trust giving us a strong foundation that has helped in our long term success. With over 100 years of combined experience in material handling, we are your most logical choice to help with all your Material Handling needs! Let our Experience in Warehouse Layout & Rack Design, Permits, High Pile Storage Analysis, Logistics & Relocation Services work for you. With inhouse CAD services and permit technicians your entire project is managed from beginning to end by our team. Give us a call today.

"Our Expertise Delivers Results!"



2 deep Reach System




VNA Selective Rack System



Selective Pallet Rack



Secured Storage Area



VNA with Wire Guidance

A&A Boltless Rack and Shelving offers you professional warehouse storage solutions customized to fit your needs. We work with you to maximize your vertical use of space, by implementing storage strategies ensuring efficiency, reduced labor costs enhancing accessibility and safety. By implementing these strategies, businesses can increase productivity and profitability while maintaining higher levels of customer satisfaction. We are here to help!



MOVE UP!! NOT OUT!!



SELECTIVE PALLET RACK

For more than 35 years A&A provides our clients with management and storage solutions for their warehousing needs. We will utilize every square foot of warehouse space for maximum usage and will help you design a system you can grow into. Selective Pallet Racking is the most common type of warehouse racking system; it has the lowest of pallet storage capacity; but is also the lowest cost per square foot to implement. Selective Pallet Racking provides direct access to every pallet in the storage arrays.
For low turnover volume & high differentiation product lines this type of racking is a must.

ECO "A" Series 15 ga Upright

3" x 3" Upright Column
5"x 8" x 3/8" Footplates




ECO "B" Series 14 ga Upright

3" x 3" Upright Column
5"x 8" x 3/8" Footplates



"ECO" Series Step Beam

Standard 1-5/8 Step



Dimensions	Capacity	Price
A - 24" x 96"	17,372	\$65.00
A - 36" x 96"	17,372	\$75.00
A - 42" x 96"	17,372	\$87.00
A - 48" x 96"	17,372	\$90.00
A - 36" x 120"	17,372	\$88.50
A - 42" x 120"	17,372	\$91.00
A - 48" x 120"	17,372	\$102.50

Dimensions	Capacity	Price
B - 24" x 144"	21,781	\$115.00
B - 36" x 120"	21,781	\$102.00
B - 42" x 120"	21,781	\$115.50
B - 48" x 120"	21,781	\$128.50
B - 36" x 144"	21,781	\$132.00
B - 42" x 144"	21,781	\$135.00
B - 48" x 144"	21,781	\$138.00
B - 42" x 168"	21,781	\$150.00
B - 36" x 192"	21,781	\$160.00
B - 42" x 192"	21,871	\$170.00
B - 48" x 192"	21,871	\$180.00

Dimensions	Capacity	Price
3" x 96"	2,008	\$21.50
3.5" x 96"	2,700	\$22.50
4" x 96"	4,062	\$26.85
5" x 96"	8,011	\$34.50
4" x 108"	3,637	*CALL*
5" x 108"	6,385	\$35.50
4" x 120"	2,000	*CALL*
5" x 120"	5,172	\$36.20
4" x 144"	2,046	\$42.50
5" x 144"	3,591	\$49.60
6" x 144"	6,403	\$61.50

LOAD BEAMS

RACK ACCESSORIES

Wire Decks			Row Spacers		Pallet Supports		Particle Board Decks	
Dimensions	Capacity	Price	Dimensions	Price	Dimensions	Price	Dimensions	Price
36" x 46"	3000	\$21.50	6"	\$2.50	36"	\$7.75	36" x 96" x 5/8"	\$26.40
42" x 46"	2500	\$24.50	8"	CALL	42"	\$9.00	42" x 96" x 5/8"	\$30.80
48" x 46"	2500	\$29.50	12"	\$3.50	44"	\$9.50	48" x 96" x 5/8"	\$35.20
36" x 52"	3000	\$22.50	14"	CALL	48"	\$10.50	48" x 96" x 5/8"	\$35.20
42" x 52"	2500	\$31.75	18"	\$5.25			36" x 108" x 5/8"	\$29.70
48" x 52"	2500	\$38.50	24"	\$6.85			42" x 108" x 5/8"	\$34.65
36" x 58"	3000	\$23.65			Column Guards		48" x 108" x 5/8"	\$39.60
42" x 58"	2500	\$28.65			Wood Supports		36" x 120" x 5/8"	\$33.00
48" x 58"	2500	\$34.80					42" x 120" x 5/8"	\$38.50
<div><div><div><div><div></div><div></div></div><div><div></div><div></div></div></div><div><div>Standard Wire Deck</div><div>Universal Wire Deck</div></div><div><div><div></div><div></div></div><div><div></div><div></div></div></div><div><div>*All Decks quoted are Standard Channel Style Decks</div><div>CUSTOM SIZES AND FINISHES AVAILABLE UPON REQUEST</div></div></div><div><div>12"</div><div>18"</div><div>24"</div></div><div><div>\$11.50</div><div>\$14.50</div><div>\$19.25</div></div></div>					36"	\$3.25	48" x 120" x 5/8"	\$44.00
					42"	\$3.50	36" x 144" x 5/8"	\$39.60
					44"	\$3.75	42" x 144" x 5/8"	\$46.20
					48"	\$3.95	48" x 144" x 5/8"	\$52.80

BUILDING PERMITS

A&A Boltless Rack and Shelving has over 35 years of experience with permitting and we understand the challenges every consumer is faced with when needing permits. Most business owners are not even aware that you are required to have a building permit for all racks in your warehouse if they are taller than 5'9". You need to provide structural calculations and details from a state licensed engineer when your racks are 8' or taller, and you 100% of the time must have an on-site continuous anchor inspection from an independent third party when installing your racks. There are multitudes of codes that need to be referenced and every jurisdiction is different and it can be overwhelming to say the least!

The basic standard for most City and County jurisdictions are as follows;

- 1.) Storage Rack 5'9" and taller is required to have a building permit from local city or county authority.
- 2.) Storage Rack 8' and higher is required to be submitted with calculations and detailed drawings by a state licensed structural engineer.
- 3.) Any storage where the top of the load (Class I - IV) is over 12' requires a separate application and plans to be submitted to the fire authority for HPS review.
- 4.) High Hazard or Group A plastics may only be stored to 6' with nothing over them.

HPS PERMITS

The primary purpose of High Pile Storage permits is to protect the safety of people and property in the event of a fire. Fire codes are complex and vary depending on the jurisdiction and the type of building or occupancy. Per code you are allowed 500 square feet of high piled storage with out a HPS permit. The International and California Fire Code have specific regulations regarding high piled combustible storage. The 12' rule refers to Classifications I-IV. If you are storing High Hazard commodities, Group A Plastics or other hazardous materials the general rule is 6' from slab to top of storage.

We understand the complexity of these processes and have a full time in house team who are well versed in helping you obtain everything you need to stay safe and compliant per the CBC / UBC / CFC and NFPA 13 Guidelines. Give us call with any questions you may have. We are here to help!



CANTILEVER RACK SOLUTIONS

DIFFERENT TYPES OF CANTILEVER RACK

Structural Cantilever Racks

Structural cantilever racking is what you need for handling medium- to extra heavy-duty loads or oversized bulky materials. Ideal for storing short, long or awkwardly-shaped items. Remember to obtain Structural Prelims with your design



Roll Formed Cantilever Racks

Roll Formed Cantilever rack is an alternative to structural cantilever racking. It is ideal for storage of tubs, bar stock or other longer materials not easily stored in selective pallet rack. Always ask for an engineering prelim with cantilever configurations.



Light Duty Wall Mounted

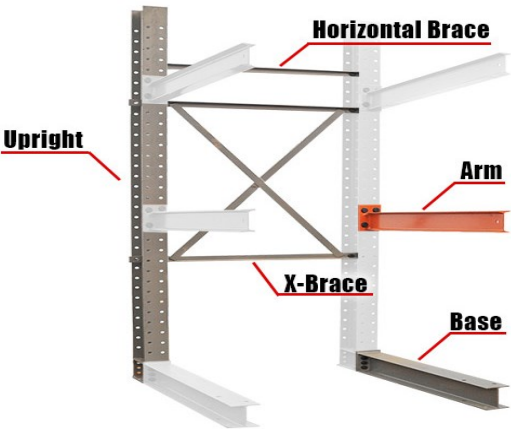


This Cantilever Rack is the ideal wall mounted solution that stores bar stock, lumber and more.

3 units shown

\$189.00 each

Cantilever Rack Components



Vertical Stock Rack



Vertical Stock Racks store long pieces of stock vertically, while smaller sizes are kept on pan shelves.

\$297.00 each

Horizontal Bar Stock Rack

Horizontal Stock Racks can be used individually or in conjunction with other horizontal stock racks, depending on the length of the stock to be stored.



2 units shown

\$297.00 each

Structural Cantilever Column							Cantilever Base		Brace Sets	
Dimension	Price	36" Capacity		48" Capacity			Dimension	Price	X Braces Set	
5 x 10 x 96"	\$320.00	13,000 Per Side		13,000 Per Side			5 x 10 x 36"	\$125.00	Size	Price
5 x 10 x 120"	\$395.00	13,500 Per Side		13,500 Per Side			5 x 10 x 48"	\$170.00	36"	\$45.00
5 x 10 x 144"	\$465.00	13,000 Per Side		13,000 Per Side					48"	\$55.00
5 x 10 x 192"	\$605.00	10,000 Per Side		10,000 Per Side					60"	\$67.25
									72"	\$80.75
									96"	\$110.00
									120"	\$135.00
Non Stock items allow 6 to 8 weeks for delivery *Non Stock Items Allow 6 to 8 Weeks for Delivery*									Horizontal Braces	
									Size	Price
*8-18# x 132"	\$ Call	21,000	17,000	15,000	13,500	11,500	*8-18# x 24"	\$ Call	36"	\$18.00
*8-18# x 168"	\$ Call	15,000	12,500	11,500	10,500	9,500	*8-18# x 36"	\$ Call	48"	\$24.00
*8-18# x 216"	\$ Call	15,500	12,500	11,500	10,500	9,500	*8-18# x 42"	\$ Call	60"	\$30.00
*8-18# x 240"	\$ Call	15,000	15,000	15,000	15,000	9,500	*8-18# x 60"	\$ Call	72"	\$48.00
*8-18# x 288"	\$ Call	12,000	12,000	12,000	12,000	7,500			96"	\$60.00
*8-18# x 336"	\$ Call	12,000			12,000	7,500				

Structural Cantilever Arms

Arm Length	Capacity	Price	Arm Length	Capacity	Price	Arm Length	Capacity	Price	Arm Length	Capacity	Price
24" x 3"	4,100	CALL	24"x 4"	7,500	CALL	24" x 5"	12,000	\$0.000	24" x 6"	13,800	\$0.000
36" x 3"	2,400	CALL	36" x 4"	4,500	\$56.85	36" x 5"	7,800	\$0.000	36" x 6"	9,100	\$0.000
48" x 3"	1,350	\$38.14	48" x 4"	3,000	\$75.50	48" x 5"	5,200	\$0.000	48" x 6"	6,800	\$0.000
60" x 3"	850	CALL	60" x 4"	1,900	CALL	60" x 5"	3,500	\$0.000	60" x 6"	5,000	\$0.000









Cantilever Racks are ideal for storage of long, bulky items such as carpet rolls, lumber, pipe, tubing, rebar, and other similar products. Let one of our experienced Sales Reps help you design the solution that will properly and safely hold your loads. We will obtain structural prelims at no cost to you included as part of your quote. We are fully licensed, insured and our racks are US made by a local manufacturer with LADBS certification.









BOLTLESS RACK SOLUTIONS

SMALL PARTS BULK RACK HEAVY DUTY

Dimensions	Price	X Level	Dimensions	Price	X Level	Dimensions	Price	X Level
12" x 36" x 84"	\$78.50	\$9.15	12" x 60" x 84"	\$116.30	\$26.15	24" x 60" x 84"	\$184.36	\$35.00
12" x 48" x 84"	\$113.50	\$12.60	12" x 72" x 84"	\$131.79	\$30.50	24" x 72" x 84"	\$203.16	\$41.10
12" x 60" x 84"	\$148.50	\$16.50	12" x 84" x 84"	\$147.16	\$37.25	24" x 84" x 84"	\$181.76	\$51.05
18" x 36" x 84"	\$93.50	\$11.70	12" x 96" x 84"	\$169.41	\$41.50	24" x 96" x 84"	\$202.40	\$56.65
18" x 48" x 84"	\$119.50	\$15.75	18" x 60" x 84"	\$137.50	\$28.05	36" x 60" x 84"	\$220.56	\$46.05
18" x 60" x 84"	\$145.50	\$20.50	18" x 72" x 84"	\$158.50	\$33.30	36" x 72" x 84"	\$242.16	\$53.85
24" x 36" x 84"	\$107.50	\$14.15	18" x 84" x 84"	\$185.50	\$40.25	36" x 84" x 84"	\$214.32	\$65.85
24" x 48" x 84"	\$138.00	\$19.25	18" x 96" x 84"	\$204.50	\$44.75	36" x 96" x 84"	\$237.76	\$72.75
24" x 60" x 84"	\$168.50	\$21.75	24" x 60" x 84"	\$158.50	\$33.20	48" x 72" x 84"	\$258.72	\$68.90
			24" x 72" x 84"	\$182.50	\$39.30	48" x 84" x 96"	\$283.12	\$83.90
			24" x 84" x 84"	\$217.50	\$47.25	48" x 96" x 84"	\$298.50	\$91.05
			24" x 96" x 84"	\$236.50	\$52.75			
 			 			 		
Low Profile Boltless Rivet Shelving. 1" high single rivet beams used on the intermediate shelf levels maximize storage space! All units feature 14g U.S. Steel with 5/8" thick wood decking and it is truly 100% "boltless" in design NO nuts or bolts, ever!			600lbs per level			1,000lbs per level		

- ◆ Shown 6' High
 - ◆ 14 Ga Construction
 - ◆ DRB Top and Bottom
 - ◆ 1-1/2" Adjustability
- ◆ Shown 6' High
 - ◆ 14 Ga Construction
 - ◆ 600 lb Capacity per Level
 - ◆ 1-1/2" Adjustability
- ◆ Shown 6' High
 - ◆ 14 Ga Construction
 - ◆ 1,000 lb Capacity per Level
 - ◆ 1 TS Support per level

Archive Record Storage			Low Profile Construction			"Z" Beam Construction		
Dimensions	Price	# of Boxes	Dimensions	Price	X Level	Dimensions	Price	X Level
5' x 42" x 15"	\$110.00	15	12" x 36"	\$199.84	\$42.76	12" x 36"	\$81.88	\$13.90
5' x 42" x 30"	\$115.00	30	12" x 48"	\$220.48	\$47.92	12" x 48"	\$100.52	\$18.56
5' x 69" x 15"	\$125.00	30	12" x 60"	\$196.48	\$41.92	12" x 60"	\$108.12	\$20.46
5' x 69" x 30"	\$169.00	60	12" x 72"	\$218.84	\$47.51	12" x 72"	\$129.24	\$25.74
7' x 42" x 15"	\$147.00	21	18" x 36"	\$238.56	\$52.44	18" x 36"	\$91.12	\$16.21
7' x 42" x 30"	\$149.00	42	18" x 48"	\$262.20	\$58.35	18" x 48"	\$105.56	\$19.82
7' x 69" x 15"	\$165.00	40	18" x 60"	\$231.24	\$50.61	18" x 60"	\$120.16	\$23.47
7' x 69" x 30"	\$225.00	80	18" x 72"	\$256.60	\$56.95	18" x 72"	\$142.68	\$29.10
9' x 42" x 15"	\$CALL	30	24" x 36"	\$279.32	\$62.63	24" x 36"	\$100.20	\$18.48
9' x 42" x 30"	\$CALL	60	24" x 48"	\$305.96	\$69.29	24" x 48"	\$116.04	\$22.44
9' x 69" x 15"	\$205.00	50	24" x 60"			24" x 60"	\$132.04	\$26.44
9' x 69" x 30"	\$285.00	100	24" x 72"			24" x 72"	\$155.96	\$32.42
 			 			 		

BOLTLESS RACK OFFERS A MULTITUDE OF STORAGE SOLUTIONS

Catwalk System; Single & Multi Levels, Tire Rack, Truck Tire Rack, Wall Mount Tire Rack, Portable Tire Rack, General Auto Storage, Battery Storage, Muffler Storage, Hanging Tail Storage, Record Archive Storage, Open File Storage, Small Parts Storage, Bin Storage, Bulk Storage, Long Span Storage, Panel Storage, Work Benches, Work Tables, Work Stations, Pigeon Hole Storage, Strong and Stable, Open on All Sides for Easy Accessibility!

BOLTLESS COMPONENTS

Angle Post Component /Price	Tie Support Component/Price	Single Rivet Component/Price	Double Rivet Channel Beams Component/Price	Double Rivet Components/Price	"Z" Beam Components/Price
AP 3 \$2.55	STS 12 \$1.50	SRB 12 \$0.90	DRC 48 \$7.00	DRB 12 \$1.15	DRBZ 12 \$1.68
AP 4 \$4.05	STS 15 \$2.05	SRB 15 \$1.15	DRC 72 \$10.40	DRB 15 \$1.50	DRBZ 15 \$2.00
AP 5 \$5.15	STS 18 \$2.15	SRB 18 \$1.25	DRC 96 \$13.90	DRB 18 \$1.80	DRBZ 18 \$2.31
AP 6 \$6.10	STS 24 \$2.55	SRB 24 \$1.65		DRB 24 \$2.35	DRBZ 24 \$2.92
AP 7 \$7.20	STS 30 \$3.15	SRB 30 \$2.05	DRCHD 72 \$16.50	DRB 30 \$2.85	DRBZ 30 \$3.62
AP 8 \$8.25	STS 36 \$3.70	SRB 36 \$2.40	DRCHD 96 \$21.75	DRB 36 \$3.40	DRBZ 32 \$3.83
AP 9 \$10.15	STS 42 \$4.75	SRB 42 \$2.85		DRB 42 \$4.05	DRBZ 36 \$4.22
AP 10 \$11.10	STS 48 \$4.75	SRB 48 \$3.45		DRB 48 \$4.70	DRBZ 42 \$4.88
AP 12 \$13.13		SRB 60 \$3.96		DRB 60 \$7.15	DRBZ 48 \$5.50
APH 10 \$14.15				DRB 69 \$8.35	DRBZ 60 \$6.80
APH 12 \$16.95				DRB 72 \$8.75	DRBZ 69 \$8.72
				DRB 84 \$10.35	DRBZ 72 \$9.09
				DRB 96 \$11.65	



Chrome Wire Racks, Fast Rack, Workbenches

Stay up to Date with Special Offers and Exclusive Deals by Joining our Mailing List!


ADDITIONAL RACK SOLUTIONS

WIRE SHELVING

ACCESSORIES

FAST RACK

Chrome Wire Shelving			
Dimensions	Capacity	Price	X Level
63" x 72" x 18"	400	\$190.80	\$38.45
63" x 72" x 24"	400	\$239.72	\$50.68
63" x 60" x 18"	400	\$169.44	\$33.11
63" x 60" x 24"	400	\$219.96	\$42.74
63" x 54" x 18"	500	\$217.88	\$45.22
63" x 54" x 24"	500	\$265.08	\$57.02
63" x 48" x 18"	500	\$138.68	\$25.42
63" x 48" x 24"	500	\$166.12	\$32.28
63" x 42" x 18"	500	\$221.72	\$46.18
63" x 42" x 24"	500	\$217.28	\$45.07
63" x 36" x 18"	500	\$110.80	\$18.45
63" x 36" x 24"	500	\$137.88	\$25.22
63" x 30" x 24"	500	\$186.52	\$37.38
63" x 24" x 18"	500	\$126.64	\$22.41
64" x 24" x 24"	500	\$161.44	\$31.11




Mobile Chrome Wire Shelving

Dimensions	Price
69" x 72" x 18"	\$250.44
69" x 72" x 24"	\$299.36
69" x 60" x 18"	\$229.08
69" x 60" x 24"	\$279.60
69" x 54" x 18"	\$277.52
69" x 54" x 24"	\$324.72
69" x 48" x 18"	\$198.32
69" x 48" x 24"	\$225.76
69" x 42" x 18"	\$281.40
69" x 42" x 24"	\$276.92
69" x 36" x 18"	\$170.44
69" x 36" x 24"	\$197.52
69" x 24" x 18"	\$186.28
69" x 24" x 24"	\$221.08
69" x 30" x 24"	\$164.02




Quoted with 2 swivel and 2 total lock castors


Chrome Wire Components	
Individual Shelves	
Dimensions	Price
72" x 18"	\$38.45
72" x 24"	\$50.68
60" x 18"	\$33.11
60" x 24"	\$42.74
54" x 18"	\$45.22
54" x 24"	\$57.02
48" x 18"	\$25.42
48" x 24"	\$32.28
42" x 18"	\$46.18
42" x 24"	\$45.07
36" x 18"	\$18.45
36" x 24"	\$25.22
30" x 18"	\$31.31
30" x 24"	\$37.38
24" x 18"	\$22.41




Chrome Post	
Dimensions	Price
34"	\$5.70
63"	\$9.25
74"	\$11.54
86"	\$12.64
96"	\$14.91



| Dimensions | Price |
| 5" | \$15.04 |




| Dimensions | Price |
| SET OF 4 | \$2.50 |




Call for special pricing on black, green, and gold wire shelving


Fast Rack Upright	
Dimensions	Price
18" x 72"	\$32.86
18" x 96"	\$42.09
18" x 120"	\$52.42
24" x 72"	\$35.92
24" x 96"	\$44.95
24" x 120"	\$54.31
36" x 72"	\$43.67
36" x 96"	\$50.82
36" x 120"	\$57.55
36" x 144"	\$64.18
48" x 72"	\$51.66
48" x 96"	\$58.42
48" x 120"	\$65.74
48" x 144"	\$72.24




Fast Rack Step Beam	
Dimensions	Price
2" x 48"	\$10.71
2" x 72"	\$15.04
2" x 96"	\$20.06
3" x 48"	\$12.73
3" x 72"	\$18.38
3" x 96"	\$24.11



Fast Rack Supports	
Dimensions	Price
24"	\$2.43
36"	\$3.64
48"	\$4.79





Fast Rack Wire Decks	
Dimensions	Price
18" x 36"	\$10.50
18" x 48"	\$12.75
24" x 36"	\$13.50
24" x 48"	\$16.32
36" x 36"	\$19.89
36" x 48"	\$23.39
48" x 36"	\$26.39
48" x 48"	\$30.90





WORK BENCHES

Cantilever Bench		Basic Bench			Fast Rack Bench			Reel Rack	
Dimensions	Price	Dimension	1-L	2-L	Dimensions	1-L	2-L	Dimensions	Price
48" x 24"	\$84.98	48" x 24"	\$57.56	\$60.56	3' x 48" x 24"	\$109.21	\$126.36	24x18x36	\$130.00
48" x 30"	\$92.16	48" x 30"	\$54.80	\$69.20	3' x 48" x 36"	\$123.05	\$148.20	36x18x36	\$148.75
60" x 24"	\$94.88	48" x 36"	\$56.44	\$70.84	3' x 48" x 48"	\$138.95	\$159.70	48x18x36	\$175.00
60" x 30"	\$106.62	60" x 24"	\$54.41	\$68.76	3' x 72" x 24"	\$128.71	\$161.16	24x24x72	\$115.00
72" x 24"	\$109.29	60" x 30"	\$60.19	\$78.04	3' x 72" x 36"	\$145.30	\$186.00	36x24x72	\$128.50
72" x 30"	\$117.14	60" x 36"	\$63.39	\$81.24	3' x 72" x 48"	\$161.70	\$210.20	48x24x72	\$220.00
96" x 24"	\$140.61	72" x 24"	\$60.40	\$77.68	3' x 96" x 24"	\$163.36	\$210.94	24x24x96	\$226.30
96" x 30"	\$156.25	72" x 30"	\$66.88	\$88.36	3' x 96" x 36"	\$182.74	\$241.30	36x24x96	\$243.25
		72" x 36"	\$70.08	\$91.56	3' x 96" x 48"	\$201.70	\$270.70	24x36x96	\$271.00
		96" x 24"	\$71.81	\$94.76				36x36x96	\$287.00
		96" x 30"	\$80.45	\$109.00				48x36x96	\$241.50
		96" x 36"	\$82.89	\$111.44					























Please note that we make every effort to maintain prices as published. Due to fluctuations in the market place, trucking and shipping, Prices as listed here are subject to change without notice due to the unpredictability and rapid fluctuations in the cost of goods and services. In such cases, A&A Boltless Rack and Shelving reserves the right to alter prices at any time, often due to external factors beyond our control. Please feel free to contact us for a formal estimate as confirmation of pricing. 626-454-1500 / 866-444-7225

WAREHOUSE ACCESSORIES

Service Carts, Workbenches, Pallet Jacks

ORGANIZE YOUR WAREHOUSE WITH OUR EFFICIENT SOLUTIONS

WAREHOUSE ACCESSORIES AND EQUIPMENT

Steel Platform Trucks			Industrial Workbenches			Welded Service Carts																																															
<table><tr><th>Dimensions</th><th>Capacity</th><th>Price</th></tr><tr><td>24" x 48" 4" caster</td><td>1000</td><td>\$149.95</td></tr><tr><td>30" x 60" 4" caster</td><td>600</td><td>\$169.95</td></tr><tr><td>24" x 48" 5" caster</td><td>1200</td><td>\$179.95</td></tr><tr><td>36" x 72" 5" caster</td><td></td><td>\$199.95</td></tr></table> 			Dimensions	Capacity	Price	24" x 48" 4" caster	1000	\$149.95	30" x 60" 4" caster	600	\$169.95	24" x 48" 5" caster	1200	\$179.95	36" x 72" 5" caster		\$199.95	<table><tr><th>Dimensions</th><th>Price</th></tr><tr><td>30" x 60"</td><td>\$255.00</td></tr><tr><td>30" x 72"</td><td>\$285.00</td></tr><tr><td>36" x 72"</td><td>\$325.00</td></tr></table>  <p>Steel Top Workbench Adjustability 28" to 35" Easily handles a variety of heavy duty industrial work applications</p> <table><tr><th>Dimensions</th><th>Price</th></tr><tr><td>30" x 60"</td><td>\$370.00</td></tr><tr><td>30" x 72"</td><td>\$425.00</td></tr></table>  <p>Maple Top Workbench Adjustability 28" to 35" Great for work or home strong and durable top!</p>			Dimensions	Price	30" x 60"	\$255.00	30" x 72"	\$285.00	36" x 72"	\$325.00	Dimensions	Price	30" x 60"	\$370.00	30" x 72"	\$425.00	<table><tr><th>Dimensions</th><th>Price</th></tr><tr><td>30" x 16" x 36"</td><td>\$195.95</td></tr><tr><td>36" x 24" x 34"</td><td>\$238.95</td></tr><tr><td>48" x 24" x 34"</td><td>\$267.95</td></tr></table>  <p>DECK TOP</p> <p><i>All Welded Construction! Available in both Deck Top and Tray Top configurations w/800 lb capacity</i></p> <table><tr><th>Dimensions</th><th>Price</th></tr><tr><td>30" x 16" x 34"</td><td>\$179.95</td></tr><tr><td>36" x 24" x 34"</td><td>\$219.95</td></tr><tr><td>48" x 24" x 34"</td><td>\$245.95</td></tr></table> <p>TRAY TOP</p>			Dimensions	Price	30" x 16" x 36"	\$195.95	36" x 24" x 34"	\$238.95	48" x 24" x 34"	\$267.95	Dimensions	Price	30" x 16" x 34"	\$179.95	36" x 24" x 34"	\$219.95	48" x 24" x 34"	\$245.95
Dimensions	Capacity	Price																																																			
24" x 48" 4" caster	1000	\$149.95																																																			
30" x 60" 4" caster	600	\$169.95																																																			
24" x 48" 5" caster	1200	\$179.95																																																			
36" x 72" 5" caster		\$199.95																																																			
Dimensions	Price																																																				
30" x 60"	\$255.00																																																				
30" x 72"	\$285.00																																																				
36" x 72"	\$325.00																																																				
Dimensions	Price																																																				
30" x 60"	\$370.00																																																				
30" x 72"	\$425.00																																																				
Dimensions	Price																																																				
30" x 16" x 36"	\$195.95																																																				
36" x 24" x 34"	\$238.95																																																				
48" x 24" x 34"	\$267.95																																																				
Dimensions	Price																																																				
30" x 16" x 34"	\$179.95																																																				
36" x 24" x 34"	\$219.95																																																				
48" x 24" x 34"	\$245.95																																																				
Rolling Ladders			Manual Pallet Jacks																																																		
<table><tr><th>Dimensions</th><th>Price</th></tr><tr><td>2 step x 19"</td><td>**CALL**</td></tr><tr><td>3 step x 19"</td><td>**CALL**</td></tr><tr><td>4 step x 19"</td><td>**CALL**</td></tr><tr><td>5 step x 19"</td><td>**CALL**</td></tr><tr><td>6 step x 19"</td><td>**CALL**</td></tr><tr><td>7 step x 26"</td><td>**CALL**</td></tr><tr><td>8 step x 26"</td><td>**CALL**</td></tr><tr><td>9 step x 26"</td><td>**CALL**</td></tr><tr><td>10 step x 26"</td><td>**CALL**</td></tr><tr><td>11 step x 26"</td><td>**CALL**</td></tr><tr><td>12 step x 26"</td><td>**CALL**</td></tr><tr><td>13 step x 26"</td><td>**CALL**</td></tr><tr><td>14 step x 26"</td><td>**CALL**</td></tr><tr><td>15 step x 26"</td><td>**CALL**</td></tr></table>  <p>All Welded Construction and OSHA Approved Best quality, Safe and Made in the USA.</p>			Dimensions	Price	2 step x 19"	**CALL**	3 step x 19"	**CALL**	4 step x 19"	**CALL**	5 step x 19"	**CALL**	6 step x 19"	**CALL**	7 step x 26"	**CALL**	8 step x 26"	**CALL**	9 step x 26"	**CALL**	10 step x 26"	**CALL**	11 step x 26"	**CALL**	12 step x 26"	**CALL**	13 step x 26"	**CALL**	14 step x 26"	**CALL**	15 step x 26"	**CALL**	<table><tr><th>Dimensions</th><th>Capacity</th><th>Price</th></tr><tr><td>27" x 48"</td><td>5500</td><td>\$395.00</td></tr><tr><td>27" x 48"</td><td>4400</td><td>\$375.00</td></tr></table> <p>27" x 48" - Standard Polyurethane Coated Wheels (Steering and Fork Wheels) 1 year manufacturer warranty</p>  <p>Load Capacity: 5500 lb. Forks: 27x48" or 21x48" Lowered Height 2.75" Max Lift 7.5"</p>			Dimensions	Capacity	Price	27" x 48"	5500	\$395.00	27" x 48"	4400	\$375.00									
Dimensions	Price																																																				
2 step x 19"	**CALL**																																																				
3 step x 19"	**CALL**																																																				
4 step x 19"	**CALL**																																																				
5 step x 19"	**CALL**																																																				
6 step x 19"	**CALL**																																																				
7 step x 26"	**CALL**																																																				
8 step x 26"	**CALL**																																																				
9 step x 26"	**CALL**																																																				
10 step x 26"	**CALL**																																																				
11 step x 26"	**CALL**																																																				
12 step x 26"	**CALL**																																																				
13 step x 26"	**CALL**																																																				
14 step x 26"	**CALL**																																																				
15 step x 26"	**CALL**																																																				
Dimensions	Capacity	Price																																																			
27" x 48"	5500	\$395.00																																																			
27" x 48"	4400	\$375.00																																																			
Floor Dock Plates			Stretch Film			Lithium-Ion Pallet Jacks																																															
<p>Aluminum 3/8" Floor Dock Plate</p> <table><tr><th>Dimensions</th><th>Price</th></tr><tr><td>A - 48" x 36"</td><td>\$585.00</td></tr><tr><td>A - 60" x 36"</td><td>\$695.00</td></tr><tr><td>A - 72" x 36"</td><td>\$855.00</td></tr></table> <p>Aluminum 1/2" Floor Dock Plate</p> <table><tr><th>Dimensions</th><th>Price</th></tr><tr><td>B - 48" x 36"</td><td>\$740.00</td></tr><tr><td>B - 48" x 48"</td><td>\$870.00</td></tr><tr><td>B - 48" x 54"</td><td>\$1,045.00</td></tr></table> 			Dimensions	Price	A - 48" x 36"	\$585.00	A - 60" x 36"	\$695.00	A - 72" x 36"	\$855.00	Dimensions	Price	B - 48" x 36"	\$740.00	B - 48" x 48"	\$870.00	B - 48" x 54"	\$1,045.00	 <p>18/80 x 1500' Clear Film Case of 4 Rolls \$49.00</p>  <p>18/80 x 1200' Clear Film Case of 4 Rolls \$39.00</p>  <p>5/80 x 1000' Clear Film Case of 12 Rolls \$34.95</p>			 <p>The PTE45N (The Edge 45) 4.500lb capacity lithium electric pallet truck eliminates operator fatigue, struggling, backaches and injuries. Greatly increase your work productivity with this economical, quiet, very low maintenance, ultra-smooth, fully electric pallet jack. This Jack is a 1/2" SHORTER than a standard 27x48 manual pallet jack – PERFECT for delivery truck use!</p> <p>\$3,675.00</p>																															
Dimensions	Price																																																				
A - 48" x 36"	\$585.00																																																				
A - 60" x 36"	\$695.00																																																				
A - 72" x 36"	\$855.00																																																				
Dimensions	Price																																																				
B - 48" x 36"	\$740.00																																																				
B - 48" x 48"	\$870.00																																																				
B - 48" x 54"	\$1,045.00																																																				
Dock Boards			Steel Storage Lockers																																																		
<p>Aluminum 10,000 lb</p> <table><tr><th>Dimensions</th><th>Price</th></tr><tr><td>60" x 36"</td><td>\$1,150.00</td></tr><tr><td>60" x 48"</td><td>\$1,525.00</td></tr><tr><td>60" x 60"</td><td>\$1,865.00</td></tr></table> <p>Aluminum 15,000 lb</p> <table><tr><th>Dimensions</th><th>Price</th></tr><tr><td>60" x 48"</td><td>\$1,810.00</td></tr><tr><td>60" x 60"</td><td>\$2,239.00</td></tr></table>  			Dimensions	Price	60" x 36"	\$1,150.00	60" x 48"	\$1,525.00	60" x 60"	\$1,865.00	Dimensions	Price	60" x 48"	\$1,810.00	60" x 60"	\$2,239.00	 <p>Contact us with all your locker requirements. We sell all styles of high quality lockers with a variety of color options. Personal space in the work place is becoming more important that ever and we have a locker solution to fit every need!</p> <p>Made in the USA</p>																																				
Dimensions	Price																																																				
60" x 36"	\$1,150.00																																																				
60" x 48"	\$1,525.00																																																				
60" x 60"	\$1,865.00																																																				
Dimensions	Price																																																				
60" x 48"	\$1,810.00																																																				
60" x 60"	\$2,239.00																																																				

We can help you with all your signage and label requirements for Building and High Pile Storage Compliance. If you have failed your yearly inspection, Call us today for a free estimate

NO SMOKING, LOAD CAPACITY, FLU LABELS, MAX HEIGHT, ADA

Pallet Jacks, Stackers, Reach, Scissor and Forklift Trucks

Noblelift North America offers the best on site warranty service in the nation.

Class I Coverage—Standard Warranty coverage, 12 months or 2,000 hours / Major components coverage, 24 months or 4,000 hours
Class II Coverage— Standard Warranty Coverage, 12 months or 2,000 hours / Major components coverage, 24 months or 4,000 hours
Class III Coverage—Standard Warranty Coverage, 12 months or 2,000 hours / Major components coverage, 24 months or 4,000 hours

Noblelift Lithium Walkie Stacker PSE26NSL “EDGE” Straddle Stacker

Starting from **\$6,475**

Load Capacity: 2600 lb.
Lift Height: 63”, 74”, 79”, 114”, 126”, 142”
Collapsed: 76”, 57”, 92”, 76”, 82”, 88”
Forks: Class II 42”
Load Center: 24”
Keyless Pin Code Panel
RFID Access, USB Port
Pin Wheel Turn
Speed Reduction Turning
CURTIS Controller
LBR (Load Back Rest)
Battery: **LITHIUM**
24V/60Ah
Charger: On-board
24V/25A 110V

- 63” \$6,475
- 74” \$6,475
- 79” \$6,475
- 114” \$6,525
- 126” \$6,560
- 144” \$6,610



The **Noblelift PSE26NSL “EDGE”** Electric Straddle Stacker is designed with the combination and versatility of a forklift and pallet stacker. These are perfect for handling materials around warehouses, store rooms, loading and unloading trucks, loading docks, manufacturing floors and warehouses.

Noblelift 4 Wheel Electric Forklift FE4P50N-189 4 Wheel Electric Forklift

\$33,195

Load Capacity: 5000 lb.
Lift Height: 189”
Collapsed: 88”
Forks: Class III 42”
Load Center: 24”
Side Shift / Fork Positioner
Free lift: 49.5”
Tilt: 6F/10”B
CURTIS Controller
AC Drive Motor
LBR 48” (Load Back Rest)
Blue Lights,
Rear Work Lights
Rear Grab Bar w/ Horn
NM Solid Pneumatic Wheels
Dual Rearview Mirror
F/R Button on Lever
48V/600Ah Lead Acid
48V/80A 208-240V or 480V 3 Phase Charger
Standard Pneumatics
With Pneumatic Tires \$35,775



The FE4P50N 5,000lb capacity, electric forklift uses AC drive technology to achieve high performance with low operating and maintenance costs. Its robust construction with solid pneumatic tires & front wheel drive makes it the ideal choice for applications requiring powerful travel and excellent turning performance.

Noblelift Lithium Walkie Pallet Jack The PTE45N “EDGE” Electric Jack

Load Capacity: 4500 lb.
Forks: 27”x45” or 21”x45”
CURTIS Controller
Keyless Pin Code Panel
RFID Access
Pin Wheel Turn
Dual Stability Casters
Crawl Speed
Battery: **LITHIUM**
48V/20Ah
Charger: 48V/9A
Optional: LBR
Load Back Rest



\$3,675

Noblelift Electric Scissor Lift SC1930EC Scissor Lift

Starting from **\$15,885**

ANSI A92.20 Compliance
Lift Capacity: 500 lb.
Lift Height.: 19’ ft.
Platform: 29”W x 66”L
Extension Deck: 35.5”
AC Drive Motor
Auto Pothole Protection
Auto Lift Limiter on Ramps
Emergency Release Function
Multi-Disc Brakes
Battery: 4 x 6V/220Ah
Smart Charger: 30A



There are 4 models available with maximum working heights from 19’ to 39.3’ and load capacities up to 700 lbs.

The **Noblelift SC1930EC Scissor Lift** is a Self-propelled electric large working platform with built in extensions. These are perfect for handling materials around warehouses, reaching high places to work where a standard lift can not safely reach with many safety features.

Noblelift Sit-Down Reach Truck RT45 Electric Pro Narrow Aisle Reach Stacker

\$39,999

Load Capacity: 4500 lb.
Lift Height: 216”
Collapsed: 101”
Forks: Class III 42”
Load Center: 24”
Side Shift
Free lift: 75”
Tilt: 6F/10”B
Curtis Controller
German AC Drive Motor
LBR 48” (Load Back Rest)
Rear Work Lights
Polyurethane Wheels
Wireless Camera
48V/560Ah Industrial Battery
48V/80A 208-240V or 480V
3 Phase Charger



The RT35-45 Pro Range 3,500 to 4,500lb Capacity Reach Stacker has a reach-forward mast, allowing it to store goods without moving the truck itself. It’s robust construction, maneuverability and high-reach capabilities make it the ideal choice for your most demanding applications.

Noblelift Lithium Walkie Pallet Jack The PTE33N “EDGE” Electric Jack

Load Capacity: 3300 lb.
Forks: 27”x45” or 21”x45”
CURTIS Controller
Keyless Pin Code Panel
RFID Access
Pin Wheel Turn
Dual Stability Casters
Crawl Speed
Battery: **LITHIUM**
48V/20Ah
Charger: 48V/9A
Optional: LBR
Load Back Rest



\$2,548

Noblelift Litium-Ion Package Picker OP8.5 Work Assist Package Picker

\$13,075

Lift Capacity: 850 lb.
Lift Height.: 118”
Auxiliary Tray
Smart Handle
Keyless Pin Code
RFID Key
AC Drive Motor
Curtis Controller
EPS
Emergency Lower Switch
Battery: 12V/106Ah
Smart Charger: 24V



The **Noblelift OP8.5 Work Assist Package Picker** is a lift specifically designed for use in warehouses and distribution canters to help workers pick and organize items from shelves and racks at various heights. Unlike traditional forklifts, order picker lifts have a caged platform allowing the operator to be raised and lowered with the unit.

Noblelift 3-Wheel Forklift

FE3R25N-189 Compact 3 Wheel Forklift

Starting From **\$24,825**

Load Capacity: 2500 lb.
Lift Height: 189”
Collapsed: 75”
OAL: 59x34x88 or 77
Forks: Class II 42”
Load Center: 24”
Side Shift
Free lift: 39”
Tilt: 3F/5”B
ZAPI Controller
Rear AC Drive Motor
LBR 48” (Load Back Rest)
Blue Lights,
Rear Work Lights
Solid Pneumatic Wheels
Dual Rearview Mirror
F/R Button on Lever
24V/420Ah Lead Acid
24V/65A Industrial Charger



- 189” \$25,365
- 157” \$24,825

The FE3R N Series 1,500 to 2,500lb Capacity, cushion electric forklift offers a smart compact design with great mobility. The FE3r N can turn within its own radius and will provide maximum efficiency for your smaller operations.

Noblelift Manual Pallet Jack DF55 Manual Lift

Load Capacity: 5500 lb.
Forks: 27x48” or 21x48”
Lowered Height 2.75”
Max Lift 7.5”
Torsion-Resistant with High Quality Steel
German Wagner Powder Coating
Welded Pumps
Chrome bearing bushings



\$395

GET A FREE NO OBLIGATION ESTIMATE TODAY! (866)444-RACK

SPECIALTY RACK SOLUTIONS

There are several styles of warehouse storage rack systems available in the market. Each style offers unique benefits and is designed to meet specific storage needs. It is essential to choose the right rack system based on the type of items being stored, available floor space, and other factors to maximize storage efficiency and safety.

Selective Pallet Rack



Pallet racks are the most common type of warehouse storage system used for storing palletized goods. Pallet racks are typically made of roll formed steel and can be configured in many different ways to suit specific storage needs.

Drive In Rack



Drive-in racks are designed to store large quantities of similar items. These racks are configured to allow forklifts to enter and retrieve items from the same side. Drive-in racks maximize storage space by using the same aisle for both storage and retrieval.

2 Deep Reach System




2 deep reach rack system is a pallet rack storage system that allows pallets to be stored two-deep on each side of the rack. The system consists of a series of upright frames and horizontal beams that create bays for pallet storage.

Pushback Rack



Push-back racks are similar to drive-in racks, but they allow for storage and retrieval of items from different aisles. These racks use carts that are pushed back by a new pallet when it is loaded, allowing for efficient use of space.

VNA (Very Narrow Aisle)



VNA (Very Narrow Aisle) rack system is a high-density storage system designed to maximize storage capacity within a warehouse or distribution center. VNA rack systems utilize very narrow aisles, typically less than 6 feet wide, to allow forklifts or automated storage and retrieval systems (AS/RS) to move efficiently between the racks.

Pallet Flow Rack



Pallet flow racks are high-density storage systems used in warehouses and distribution centers to store and retrieve palletized goods. They are also known as gravity flow rack, dynamic flow storage, or carton flow rack. Designed with inclined roller tracks or skate wheels, pallets flow by gravity from the loading side to the unloading side.

MEZZANINE SOLUTIONS

STRUCTURAL CLEAR SPAN



Structural wide span mezzanines are designed to be free-standing providing additional storage or workspace without the need for expensive building renovations or expansions. The versatility and durability of a structural wide span mezzanine make it a popular choice for a wide range of industrial applications.

OPEN ABOVE



A Rack supported mezzanine is an elevated platform that is built above a warehouse storage rack system. The mezzanine is supported by the racks themselves, and can have a multitude of variations. This one is open above with storage built into the selective pallet rack below.

CATWALK SYSTEM



A Catwalk system is a raised walkway or platform that is installed above or in between a warehouse storage rack system creating access aisles above the warehouse floor. Catwalk systems are designed to provide access to the upper levels of the rack system for maintenance and retrieval purposes.